






Spice Up Spellings - Autumn Term Years 1/2

Your child will have a list of words each week. Please choose from any of these activities to help support your children's spellings. Encourage them to use a variety of the challenges and once completed please sign and date.

Mild 	Medium 	Hot 	Extra Hot 	XX Spicy 
Write your spellings in fancy writing. They could be curly or dotty	Type your spelling words using an ipad or a keyboard	Put your spellings into sentences using capital letters and full stops.	Try using joined up writing to write your spellings	Use a dictionary to find out the meanings to your spelling words and write them down.
Signature: Date:	Signature: Date:	Signature: Date:	Signature: Date:	Signature: Date:
Write your spellings backwards and then forwards. Eg: 'emoh' and 'home'	Tell another person a silly story containing all of your spellings.	Pyramid write your words eg: ham: h ha ham	Create your own poem using your spelling list. It could be a shape poem.	Ask a partner to read your spelling words in a sentence and you write it (Dictation)
Signature: Date:	Signature: Date:	Signature: Date:	Signature: Date:	Signature: Date:
Use chalk on the ground outside to write your spellings.	Make your spellings out of clay or playdoh	Give an adult a test on your spellings and mark their work!	Create a rap using your spellings.	Draw a picture and try to hide all of your spellings words within it.
Signature: Date:	Signature: Date:	Signature: Date:	Signature: Date:	Signature: Date: