



Term 5 Newsletter





Dear Peacock families,



We hope you all had a lovely and sunny Easter holiday and are well rested! This term our topic is 'How does it grow?'. We will be planting a variety of different flower, fruit and vegetable seeds, and learning how to care for them, as well as observing as they grow through their life cycle. We will also be caring for and growing our own caterpillars and observing how they change over time, before releasing them back into nature. We will also become minibeast experts this term, using a wide array of books and the internet to support our fact finding.

Our key texts this term are:



Literacy



A key part of EYFS is forming 'recognisable letters' with a comfortable grip. Please encourage your children to write in as many contexts as possible at home (cards to relatives/friends, shopping lists, signs around the house, labelling their toys etc). Developing their gross and fine motor skills are equally as important. Frequent drawing, puzzles, using play dough, and cutting with scissors also aid their writing and fine motor skills, as it develops the strength and precision in their hands. Obstacle courses, playing football, singing and doing the actions to 'heads, shoulders, knees and toes, or even having a dance party can also support your child. Attached are some links to help your child with these skills.

<https://www.youtube.com/@artforkidshub>

<https://www.youtube.com/watch?v=MU3CyVaZW6s>

<https://www.youtube.com/@missmac7580>

Maths






We will be learning about numbers beyond 10, learning to recognise, write and compose. We will also be looking at sharing and grouping.

The most important thing for children in their reception year is that they can read, write, order and recognise numbers to 10. We will be focusing on this throughout the term, cementing their prior learning and we would love you to support us with this at home too.

[https://www.youtube.com/watch?v=ND8pdi-](https://www.youtube.com/watch?v=ND8pdi-26Hc&list=PLdeJgfbvg3UbJ08ES3S989OGR1Mn4QZAU&index=4)

[26Hc&list=PLdeJgfbvg3UbJ08ES3S989OGR1Mn4QZAU&index=4](https://www.youtube.com/watch?v=ND8pdi-26Hc&list=PLdeJgfbvg3UbJ08ES3S989OGR1Mn4QZAU&index=4)

<p>Home Support</p> 	<p>To help consolidating the children's counting, please spend time counting objects around the house (and out and about!) with confidence to 10, alongside writing and recognising number to 10, then beyond.</p> <hr/> <p>Thanks to constant practice, the children's reading is developing well. Thank you to all of you who support this at home. It really does make a difference. Please ensure you are reading with your child around 3 times a week and adding these reads to Boom Reader. Books will be changed when your child is secure with the sounds, reading with increased fluency and can recap the story. Please read with your child regularly, even if it is just for a few minutes, and please focus on blending sounds together and focusing on recognising tricky words. When your child is reading, we are also practicing how to sound out the words in their head and then say the word out loud.</p>
<p>Topic</p> 	<p>Here are some ideas of how to engage with our 'How does it grow?' topic at home.</p> <p>Planting different seeds in the garden.</p> <p>Growing the sunflower seeds for the competition.</p> <p>Going on nature walks, discussing what you see.</p> <p>Going on a minibeast scavenger hunt.</p> <p>Building bug hotels.</p> <p>You could also ask your child about their learning with these key questions:</p> <p>What does a plant need to grow? What do you notice about this plant? How has this changed? How is this (plant or minibeast) similar or different to this (plant or minibeast)? How can we look after our environment? How can we care for this minibeast? How can we help protect the bees? What do you think will happen if...? Why are bees important? Why do you think that is important? Tell me more.</p> 

Quick reminders:



- Please can you make sure your child brings in a named water bottle, their book bag and reading folder each day.
- Due to the change in seasons and the ever changing weather, please can you ensure your child has a named waterproof coat in school, alongside a sun hat.
- Please can you apply sun cream before coming to school as we are unable to apply it.
- There is Forest School this term. Our sessions are on the 1st and 22nd of May.
- Please can waterproof trousers/suits and wellies be in school at all times and are named. This will ensure that we can go into our outdoor area in all weathers.
- Our regular PE days are Monday and Friday and children will arrive at school in their PE kit and trainers.
- Please can your child have a bag filled with a spare change of clothes that can be kept at school, especially socks.
- Please label any additional belongings.
- Please can we also ask that home toys stay at home.



Useful links:

We encourage children to continue their learning at home which will enhance their progress at school. If you would like to support your child's learning at home below are some useful links and games.

<https://www.phonicsplay.co.uk/> : Phonics games and activities

<https://www.topmarks.co.uk/> : Early Years maths and phonics games

<https://www.bbc.co.uk/cbeebies/shows/numberblocks> : Number Blocks clips



Thank you for your continued support and please do not hesitate to come and see us if you have any questions. We look forward to another excellent term of reception and seeing you all continue to thrive and flourish.

Miss Deane, Mrs Fenton and Mr Menzies

