

# WHAT HAPPENS IN OUR OCEANS?



Term 6 Newsletter







Dear Peacock families,



We hope you had a wonderful week in this glorious sunshine. This year has flown by and it is now time for our final topic of the year, which will be 'By the Seaside - What happens in our oceans?'. We will be exploring life under the waves and how we can do our bit to help protect our oceans. We will become sea creature experts, using a wide variety of texts and documentaries, followed by consolidating and building our knowledge when we visit the Sealife Centre in Brighton. We will also be learning about what controls the waves and using our imagination and creativity to design pieces of art using ocean materials. We will also become pirates in search of some treasure - I sure do hope nobody will need to walk the plank!

Our key texts this term are:



## Literacy



It is the final term of Reception and the children have already learnt so much. This term, we will be using our prior knowledge to create fact files, postcards, posters and recounts to help prepare the children for KS1. Please continue to encourage your child to have a go at writing their ideas, using their sounds and correctly forming their letters with a comfortable pencil grip. Writing in meaningful contexts at home, such as cards, shopping lists or labels, can really help to build their confidence. Developing fine and gross motor skills through activities such as drawing, play dough, puzzles, cutting, ball games and action songs will also support their writing development. Attached are some helpful links and activities to support these skills at home.

<https://www.youtube.com/@artforkidshub>

<https://www.youtube.com/watch?v=MU3CyVaZW6s>

<https://www.youtube.com/@missmac7580>


## Maths



We will be continuing to explore sharing and grouping, alongside developing our use of positional language to aid us in exploring and creating our own maps. One of the most useful mathematical concepts that aids children with maths is their number bond knowledge to 5 and 10, understanding which numbers go together. We will be focusing on this throughout the term, cementing their prior learning and we would love you to support us with this at home too.

[https://www.youtube.com/watch?v=ND8pdi-](https://www.youtube.com/watch?v=ND8pdi-26Hc&list=PLdeJgfbvg3UbJ08ES3S989OGR1Mn4QZAU&index=4)

[26Hc&list=PLdeJgfbvg3UbJ08ES3S989OGR1Mn4QZAU&index=4](https://www.youtube.com/watch?v=ND8pdi-26Hc&list=PLdeJgfbvg3UbJ08ES3S989OGR1Mn4QZAU&index=4)

<p>Home Support</p> 	<p>To help consolidating the children's counting, please spend time counting objects around the house (and out and about!) with confidence, alongside writing and recognising numbers to 10, then beyond.</p> <hr/> <p>Thanks to constant practice, the children's reading is developing well. Thank you to all of you who support this at home. It really does make a difference. Books will be changed when your child is secure with the sounds, reading with increased fluency and can recap the story. Please read with your child regularly, even if it is just for a few minutes, and please focus on blending sounds together and focusing on recognising tricky words. When your child is reading, we are also practicing how to sound out the words in their head and then say the word out loud. Alongside daily reading it would be incredibly beneficial to practice the HFWs/CEWs flashcards.</p>
<p>Topic</p>	<p>Here are some ideas of how to engage with our 'By the Seaside' topic at home.</p> <ul style="list-style-type: none"> <li>• Watch kid friendly sea creature documentaries</li> <li>• sea creature fact writing</li> <li>• draw and label a sea creature</li> <li>• Go on a beach, river or pond walk and talk about what lives in the water</li> <li>• Make a treasure map or pirate map and label key places</li> </ul> <p>You could also ask your child about their learning with these key questions:          What habitat does this creature live in? What do you notice about this body of water? What lives in this water? How is this sea creature similar or different to this sea creature? How can we look after our oceans? How can we care for these creatures? What do you think will happen if...? What materials do you think will float/sink? I wonder why.....</p>

Quick reminders:



- Please can you make sure your child brings in a named water bottle, named sun hat, their book bag and reading folder each day.
- Due to the change in seasons and the ever changing weather, please can you ensure your child has a named waterproof coat in school, alongside a sun hat.



- Please can you apply sun cream before coming to school as we are unable to apply it.
- There is Forest School this term. Our sessions are on the 19<sup>th</sup> of June and the 17<sup>th</sup> of July.
- Please can waterproof trousers/suits and wellies be in school at all times and are named. This will ensure that we can go into our outdoor area in all weathers, or if we want to splash in the water.
- Our regular PE days are Monday and Friday and children will arrive at school in their PE kit and trainers, except on Forest school days.
- Please can your child have a bag filled with a spare change of clothes that can be kept at school, especially socks.
- Please label any additional belongings.
- Please can we also ask that home toys stay at home.



Useful links:

We encourage children to continue their learning at home which will enhance their progress at school. If you would like to support your child's learning at home below are some useful links and games. The children are very enthusiastic to beat their time on Phonic Play flashcards.

<https://www.phonicsplay.co.uk/> : Phonics games and activities

<https://www.topmarks.co.uk/> : Early Years maths and phonics games

<https://www.bbc.co.uk/cbeebies/shows/numberblocks> : Number Blocks clips

Thank you for your continued support and please do not hesitate to come and see us if you have any questions. We look forward to another excellent term of reception and seeing the children continue to thrive and flourish.

Miss Deane, Mrs Fenton and Mr Menzies

