


PEACOCKS

weekly newsletter



TERM 6, WEEK 1

Welcome back! I cannot believe this term has rolled around so fast! This term our topic is 'By the Seaside'. We will kick start our exciting topic by learning about different sea creatures and their habitats. We will also be learning about the coral reef and making our own versions. We will be reading the well loved book 'The Snail and the Whale' and pretending to be the snail off on an adventure around the world, leaving a glittering trail behind us. We will also be building and consolidating our grouping and sharing in Maths.

PHONICS

- This week we will be focusing on CVC words, as well as polysyllabic words.
- Our focus HFW's and Tricky words are: made, make, came

CERTIFICATES:

5R: All of Peacocks
Skill's builder: Harry

REMINDERS

- Please continue to have a go at the home learning tasks. There will be house points to earn for each completed!!
- P.E. will be Monday and Friday
- Please can all children come in with their coats so we can enjoy the outside area, even if it is drizzling.
- Term 5 starts on Tuesday the 2nd of June.

AT A GLANCE

- IF YOU HAVE ANY JUNK MODELLING PLEASE BRING IT IN SO WE CAN MAKE OUR OWN SEA CREATURES.
- Designing and making our own sea creatures.
- designing and making our own coral reefs.
- Become sea creature experts by delving into a range of books and documentaries.
- Write a sea creature fact file.
- Write a postcard as the snail.
- Create snails from clay.
- Explore the mathematical concept of sharing and grouping, as well as equal and unequal groups.
- Practise our dictated sentences and independent writing.
- Working on our careful listening skills. Extra encouragement with this please.
- Growing our skills by having a go at classroom challenges.

EXTRA

We are looking to start woodwork in EYFS. There are so many benefits, in all areas of a child's development and the children have been very excited to get started, after my training. If anyone knows of someone that could supply some pine or soft wood, either occasionally or regularly, please could you let myself know.

Thank you for your continued support! From Miss Deane, Mrs Fenton and Mr Menzies.

HOME LEARNING

TASKS

Read these sentences to your child. Can they have a go at writing it, without you sounding it out?

The red fish.


I see a big boat.

A fish swam up to the top.



Imagine you have found a magic shell. You can have one wish. Draw a picture to show us what your wish would be!


Find out 3 facts about a creature that lives under the sea to share with the rest of the class.



Please continue to practice the Tricky words at home and read with your child.

Share out 15 biscuits between your favourite 5 toys. How many biscuits does each toy have? Is it fair?

If a packet has 20 sweets in and you share them equally between you and 3 friends, how many will you get each? Draw 20 sweets on a sheet of paper, equally sharing them into the 4 corners of the paper. Count how many are in each corner.



Cut up an apple into 8 slices. If you shared it equally between yourself and a friend, how many pieces would you have each?

